



DEA No. RA0571996
FL License # CMTL-0003
CLIA No. 10D1094068

Certificate of Analysis

Compliance Test

French Broad Cannabis
50 Commerce St.
Brevard, NC 28712

Batch # WIP068002
Batch Date: 2023-01-18
Extracted From: Hemp

Test Reg State: Florida

Production Facility: FBC
Production Date: 2023-01-18

Order # FRE230118-010001
Order Date: 2023-01-18
Sample # AADZ615

Sampling Date: 2023-01-19
Lab Batch Date: 2023-01-19
Completion Date: 2023-01-27

Initial Gross Weight: 41.498 g
Net Weight: 35.198 g

Number of Units: 1
Net Weight per Unit: 35198.000 mg



Product Image

Potency Tested

Pathogenic Tested

Microbiology (qPCR) Passed

Delta 8/Delta 10 Potency 13 - (LCUV)

Tested
SOP13.052 (LCUV)

Specimen Weight: 1541.300 mg

Pieces For Panel: 6

Analyte	LOD (%)	LOQ (%)	Result (mg/g)	(%)
Delta-8 THC	2.60E-5	0.0015	6.980	0.698
Delta6a10a-THC	8.47E-5	0.0015	0.020	0.002
CBC	1.80E-5	0.0015	<LOQ	<LOQ
CBD	5.40E-5	0.0015	<LOQ	<LOQ
CBDA	1.00E-5	0.0015	<LOQ	<LOQ
CBDV	6.50E-5	0.0015	<LOQ	<LOQ
CBG	2.48E-4	0.0015	<LOQ	<LOQ
CBGA	8.00E-5	0.0015	<LOQ	<LOQ
CBN	1.40E-5	0.0015	<LOQ	<LOQ
Delta-10 THC	3.00E-6	0.0015	<LOQ	<LOQ
Delta-9 THC	1.30E-5	0.1	<LOQ	<LOQ
THCA-A	3.20E-5	0.0015	<LOQ	<LOQ
THCV	7.00E-6	0.0015	<LOQ	<LOQ

Potency Summary

0.698% Total Delta 8 245.680mg	-	Total Delta 10 None Detected
- Total Active THC None Detected	-	Total Active CBD None Detected
- Total CBG None Detected	-	Total CBN None Detected
0.002% Other Cannabinoids 0.700mg	0.700%	Total Cannabinoids 246.390mg

Potency for whole chocolate bar

Pathogenic SE Microarray without Botanicals (25g)

Tested
SOP13.019 (Microarray)

Specimen Weight: 1012.940 mg

Dilution Factor: 1.000

Analyte	Result (cfu/g)	Analyte	Result (cfu/g)
Salmonella	Passed	STEC E. Coli	Passed

Aixia Sun Lab Director/Principal Scientist
D.H.Sc., M.Sc., B.Sc., MT (AAB)



Definitions and Abbreviations used in this report: Total Active CBD = CBD + (CBD-A * 0.877), *Total CBDV = CBDV + (CBDVA * 0.87), Total Active THC = THCA-A * 0.877 + Delta 9 THC, Total THCV = THCV + (THCVA * 0.87), CBG Total = (CBGA * 0.877) + CBG, CBN Total = (CBNA * 0.877) + CBN, Total CBC = CBC + (CBCA * 0.877), Total THC-O-Acetate = Delta 8 THC-O-Acetate + Delta 9 THC-O-Acetate, Other Cannabinoids Total = Total Cannabinoids - All the listed cannabinoids on the summary section, Total Detected Cannabinoids = Delta6a10a-THC + Delta8-THC + Total CBN + CBT + Delta8-THCV + Total CBG + Total CBD + Total THCV + CBL + Total THC + Total CBC + Total CBDV + Delta10-THC + Total THC-O-Acetate. (mg/ml) = Milligrams per Milliliter, LOQ = Limit of Quantitation, LOD = Limit of Detection, Dilution = Dilution Factor (ppb) = Parts per Billion, (%) = Percent, (cfu/g) = Colony Forming Unit per Gram (cfu/g) = Colony Forming Unit per Gram, LOD = Limit of Detection, (µg/g) = Microgram per Gram (ppm) = Parts per Million, (ppm) = (µg/g), (aw) = aw (area ratio) = Area Ratio, (mg/Kg) = Milligram per Kilogram, *Measurement of Uncertainty = +/- 10%

This report shall not be reproduced, without written approval, from ACS Laboratory. The results of this report relate only to the material or product analyzed. Test results are confidential unless explicitly waived otherwise. ACS Laboratory is accredited to the ISO/IEC 17025:2017 Standard.



DEA No. RA0571996
FL License # CMTL-0003
CLIA No. 10D1094068

Certificate of Analysis

Compliance Test

French Broad Cannabis
50 Commerce St.
Brevard, NC 28712

Batch # WIP068002
Batch Date: 2023-01-18
Extracted From: Hemp

Test Reg State: Florida

Production Facility: FBC
Production Date: 2023-01-18

Order # FRE230118-010001
Order Date: 2023-01-18
Sample # AADZ615

Sampling Date: 2023-01-19
Lab Batch Date: 2023-01-19
Completion Date: 2023-01-27

Initial Gross Weight: 41.498 g
Net Weight: 35.198 g

Number of Units: 1
Net Weight per Unit: 35198.000 mg



Microbiology (qPCR) Without Botanicals

Passed
SOP13.017
(qPCR)

Specimen Weight: 494.500 mg

Dilution Factor: 1.000

Analyte	Action Level (cfu/g)	Result	Analyte	Action Level (cfu/g)	Result
Total Aerobic Count	5000	Not Detected	Total Enterobacteriaceae	1000	Not Detected
Total Coliform	1000	Not Detected	Total Yeast/Mold	10000	Not Detected

Aixia Sun Lab Director/Principal Scientist
D.H.Sc., M.Sc., B.Sc., MT (AAB)



Definitions and Abbreviations used in this report: Total Active CBD = CBD + (CBD-A * 0.877), *Total CBDV = CBDV + (CBDVA * 0.87), Total Active THC = THCA-A * 0.877 + Delta 9 THC, Total THC = THC + (THCVA * 0.87), CBG Total = (CBGA * 0.877) + CBG, CBN Total = (CBNA * 0.877) + CBN, Total CBC = CBC + (CBCA * 0.877), Total THC-O-Acetate = Delta 8 THC-O-Acetate + Delta 9 THC-O-Acetate, Other Cannabinoids Total = Total Cannabinoids - All the listed cannabinoids on the summary section, Total Detected Cannabinoids = Delta6a10a-THC + Delta8-THC + Total CBN + CBT + Delta8-THCV + Total CBG + Total CBD + Total THC + CBL + Total THC + Total CBC + Total CBDV + Delta10-THC + Total THC-O-Acetate. (mg/ml) = Milligrams per Milliliter, LOQ = Limit of Quantitation, LOD = Limit of Detection, Dilution = Dilution Factor (ppb) = Parts per Billion, (%) = Percent, (cfu/g) = Colony Forming Unit per Gram (cfu/g) = Colony Forming Unit per Gram, , LOD = Limit of Detection, (µg/g) = Microgram per Gram (ppm) = Parts per Million, (ppm) = (µg/g), (aw) = aw (area ratio) = Area Ratio, (mg/Kg) = Milligram per Kilogram , *Measurement of Uncertainty = +/- 10%

This report shall not be reproduced, without written approval, from ACS Laboratory. The results of this report relate only to the material or product analyzed. Test results are confidential unless explicitly waived otherwise. ACS Laboratory is accredited to the ISO/IEC 17025:2017 Standard.



Green Leaf Lab®

251 Lathrop Way Suites D&E Sacramento, CA 95815
916-924-5227 / www.greenleaflabs.com
License#: C8-000078-LIC


Quality Control Testing Official Report

Distributor

MC Nutraceuticals
6101 Long Prairie Rd, Flower Mound TX 75028

Cultivator/Manufacturer

MC Nutraceuticals
6101 Long Prairie Rd
Flower Mound, TX 75028



D8C-AP-090722

Test RFID:

Lab Sample ID: S210123-01

Matrix: Inhalable Concentrate - weight

Date Sampled: 09/13/22

Source RFID: n/a

Source Batch ID: n/a

Batch Size: n/a

Harvest/Processing Date: n/a

Sample Size: 1 units

Product Density: n/a

Results at a Glance

Overall Batch :	PASS
Cannabinoids :	PASS
Pesticides :	PASS
Residual Solvent Analysis :	PASS
Metals :	PASS

Eric Wendt
Chief Science Officer - 9/15/2022



Green Leaf Lab®

251 Lathrop Way Suites D&E Sacramento, CA 95815
916-924-5227 / www.greenleaflabs.com
License#: C8-000078-LIC


Quality Control Testing Official Report

Distributor

MC Nutraceuticals
6101 Long Prairie Rd, Flower Mound TX 75028

Cultivator/Manufacturer

MC Nutraceuticals
6101 Long Prairie Rd
Flower Mound, TX 75028



D8C-AP-090722

Test RFID:

Source RFID: n/a

Lab Sample ID: S210123-01

Source Batch ID: n/a

Matrix: Inhalable Concentrate - weight

Batch Size: n/a

Sample Size: 1 units

Date Sampled: 09/13/22

Date Received: 09/13/22

Harvest/Processing Date: n/a

Product Density: n/a

Pesticide Analysis by GCMS/LCMS

Date/Time Extracted: 09/14/22 10:08

Date/Time GC Analyzed: 09/14/22 22:00

Analysis Method/SOP: RP-001

Date/Time LC Analyzed: 09/14/22 20:25

Analyte	Result	Action Level	LOD	LOQ	Units	Analyte	Result	Action Level	LOD	LOQ	Units
Abamectin	ND	0.1	0.060	0.080	ug/g	Acephate	ND	0.1	0.060	0.080	ug/g
Acequinocyl	ND	0.1	0.060	0.080	ug/g	Acetamidrid	ND	0.1	0.060	0.080	ug/g
Aldicarb	ND	0.05	0.060	0.080	ug/g	Azoxystrobin	ND	0.1	0.060	0.080	ug/g
Bifenazate	ND	0.1	0.060	0.080	ug/g	Bifenthrin	ND	3	0.060	0.080	ug/g
Boscalid	ND	0.1	0.060	0.080	ug/g	Captan	ND	0.7	0.500	0.500	ug/g
Carbaryl	ND	0.5	0.060	0.080	ug/g	Carbofuran	ND	0.05	0.060	0.080	ug/g
Chlorantranilprole	ND	10	0.060	0.080	ug/g	Chlordane	ND	0.05	0.060	0.080	ug/g
Chlorfenapyr	ND	0.05	0.060	0.080	ug/g	Chlorpyrifos	ND	0.05	0.060	0.080	ug/g
Clofentezine	ND	0.1	0.060	0.080	ug/g	Coumaphos	ND	0.05	0.060	0.080	ug/g
Cyfluthrin	ND	2	0.250	0.700	ug/g	Cypermethrin	ND	1	0.250	0.500	ug/g
Daminozide	ND	0.05	0.060	0.080	ug/g	DDVP (Dichlorvos)	ND	0.05	0.060	0.080	ug/g
Diazinon	ND	0.1	0.060	0.080	ug/g	Dimethoate	ND	0.05	0.060	0.080	ug/g
Dimethomorph	ND	2	0.060	0.080	ug/g	Ethoprophos	ND	0.05	0.060	0.080	ug/g
Etofenprox	ND	0.05	0.060	0.080	ug/g	Etoxazole	ND	0.1	0.060	0.080	ug/g
Fenhexamid	ND	0.1	0.060	0.080	ug/g	Fenoxycarb	ND	0.05	0.060	0.080	ug/g
Fenpyroximate	ND	0.1	0.060	0.080	ug/g	Fipronil	ND	0.05	0.060	0.080	ug/g
Flonicamid	ND	0.1	0.060	0.080	ug/g	Fludioxonil	ND	0.1	0.060	0.080	ug/g
Hexythiazox	ND	0.1	0.060	0.080	ug/g	Imazalil	ND	0.05	0.060	0.080	ug/g
Imidacloprid	ND	5	0.060	0.080	ug/g	Kresoxim-methyl	ND	0.1	0.060	0.080	ug/g
Malathion	ND	0.5	0.060	0.080	ug/g	Metalaxyl	ND	2	0.060	0.080	ug/g
Methiocarb	ND	0.05	0.060	0.080	ug/g	Methomyl	ND	1	0.060	0.080	ug/g
Methyl parathion	ND	0.05	0.060	0.080	ug/g	Mevinphos	ND	0.05	0.060	0.080	ug/g
Myclobutanil	ND	0.1	0.060	0.080	ug/g	Naled	ND	0.1	0.060	0.080	ug/g
Oxamyl	ND	0.5	0.060	0.080	ug/g	Paclobutrazol	ND	0.05	0.060	0.080	ug/g
Pentachloronitrobenzene	ND	0.1	0.060	0.080	ug/g	Permethrins	ND	0.5	0.060	0.080	ug/g
Phosmet	ND	0.1	0.060	0.080	ug/g	Piperonyl butoxide	ND	3	0.060	0.080	ug/g
Prallethrin	ND	0.1	0.060	0.080	ug/g	Propiconazole	ND	0.1	0.060	0.080	ug/g
Propoxur	ND	0.05	0.060	0.080	ug/g	Pyrethrins	ND	0.5	0.060	0.080	ug/g
Pyridaben	ND	0.1	0.060	0.080	ug/g	Spinetoram	ND	0.1	0.060	0.080	ug/g
Spinosad	ND	0.1	0.060	0.080	ug/g	Spiromesifen	ND	0.1	0.060	0.080	ug/g
Spirotetramat	ND	0.1	0.060	0.080	ug/g	Spiroxamine	ND	0.05	0.060	0.080	ug/g
Tebuconazole	ND	0.1	0.060	0.080	ug/g	Thiacloprid	ND	0.05	0.060	0.080	ug/g
Thiamethoxam	ND	5	0.500	1.00	ug/g	Trifloxystrobin	ND	0.1	0.060	0.080	ug/g

ND - Compound not detected

<LOQ - Results below the Limit of Quantitation

Results above the Action Level fail state testing requirements and will be highlighted **Red**.

Eric Wendt
Chief Science Officer - 9/15/2022



Green Leaf Lab®

251 Lathrop Way Suites D&E Sacramento, CA 95815
916-924-5227 / www.greenleaflabs.com
License#: C8-000078-LIC


Quality Control Testing Official Report

Distributor

MC Nutraceuticals
6101 Long Prairie Rd, Flower Mound TX 75028

Cultivator/Manufacturer

MC Nutraceuticals
6101 Long Prairie Rd
Flower Mound, TX 75028



D8C-AP-090722

Test RFID:

Source RFID: n/a

Lab Sample ID: S210123-01

Source Batch ID: n/a

Matrix: Inhalable Concentrate - weight

Batch Size: n/a

Date Sampled: 09/13/22

Date Received: 09/13/22

Harvest/Processing Date: n/a

Sample Size: 1 units

Product Density: n/a

Residual Solvent Analysis by GCMS-HS

Date/Time Extracted: 09/14/22 10:05

Analysis Method/SOP: RS-001

Date/Time Analyzed: 09/15/22 14:16

Analyte	Result	Action Level	LOD	LOQ	Units
1,2-Dichloroethane	ND	1	0.10	0.80	ug/g
Acetone	ND	5000	0.10	1000	ug/g
Acetonitrile	ND	410	0.10	50.00	ug/g
Benzene	ND	1	0.10	0.80	ug/g
Butane	ND	5000	0.10	1000	ug/g
Chloroform	ND	1	0.10	0.80	ug/g
Ethanol	ND	5000	0.10	1000	ug/g
Ethyl acetate	<LOQ	5000	0.10	1000	ug/g
Ethyl ether	ND	5000	0.10	1000	ug/g
Ethylene oxide	ND	1	0.10	0.80	ug/g
Heptane	<LOQ	5000	0.10	1000	ug/g
Hexane	ND	290	0.10	50.00	ug/g
Isopropyl Alcohol	ND	5000	0.10	1000	ug/g
Methanol	ND	3000	0.10	1000	ug/g
Methylene chloride	ND	1	0.10	0.80	ug/g
Pentane	ND	5000	0.10	1000	ug/g
Propane	ND	5000	0.10	1000	ug/g
Toluene	ND	890	0.10	50.00	ug/g
Trichloroethylene	ND	1	0.10	0.80	ug/g
xylene (total)	ND	2170	0.10	50.00	ug/g

ND - Compound not detected

<LOQ - Results below the Limit of Quantitation

Results above the Action Level fail state testing requirements and will be highlighted **Red**.

Eric Wendt
Chief Science Officer - 9/15/2022



Green Leaf Lab®

251 Lathrop Way Suites D&E Sacramento, CA 95815
916-924-5227 / www.greenleaflabs.com
License#: C8-0000078-LIC


Quality Control Testing Official Report

Distributor

MC Nutraceuticals
6101 Long Prairie Rd, Flower Mound TX 75028

Cultivator/Manufacturer

MC Nutraceuticals
6101 Long Prairie Rd
Flower Mound, TX 75028



D8C-AP-090722

Test RFID:

Lab Sample ID: S210123-01

Matrix: Inhalable Concentrate - weight

Date Sampled: 09/13/22

Date Received: 09/13/22

Source RFID: n/a

Source Batch ID: n/a

Batch Size: n/a

Harvest/Processing Date: n/a

Sample Size: 1 units

Product Density: n/a

Metals Analysis by ICPMS

Date/Time Extracted: 09/14/22 09:59

Analysis Method/SOP: HM-001

Date/Time Analyzed: 09/14/22 15:09

Analyte	Result	Action Level	LOD	LOQ	Units
Arsenic	0.101	0.2	0.0110	0.0500	ug/g
Cadmium	<LOQ	0.2	0.00100	0.0500	ug/g
Lead	0.144	0.5	0.00150	0.0500	ug/g
Mercury	<LOQ	0.1	0.00350	0.0100	ug/g

ND - Compound not detected

<LOQ - Results below the Limit of Quantitation

Results above the Action Level fail state testing requirements and will be highlighted **Red**.

Eric Wendt
Chief Science Officer - 9/15/2022