



CONSOLIDATED TEST RESULTS SUMMARY

Please see the following pages for full test results.

BULK SKU SLZ.D9.CR10.6PK BATCH # GH46(A)-2C SERVING SIZE 1 Can (355 mL)

PRODUCT NAME Cran Razz THC Seltzer LABORATORY SC Labs

POTENCY	PER SERVING		PER GRAM	
Cannabidiol (CBD)	9.55	mg/serving	0.0269	mg/g
Total THC (d9-THC, THCA)	9.87	mg/serving	0.0278	mg/g
Cannabigerol (CBG)	<LOQ	mg/serving	<LOQ	mg/g
Cannabinol (CBN)	<LOQ	mg/serving	<LOQ	mg/g
Cannabichromene (CBC)	<LOQ	mg/serving	<LOQ	mg/g
Tetrahydrocannabinolic Acid (THCA)	<LOQ	mg/serving	<LOQ	mg/g
Delta-9-THC (d9-THC)	9.87	mg/serving	0.0278	mg/g
Delta-8-THC (d8-THC)	<LOQ	mg/serving	<LOQ	mg/g

HEAVY METALS	PER GRAM		REGULATORY ACTION LEVEL
Arsenic	<LOQ	µg/g	1.5 µg/g
Cadmium	<LOQ	µg/g	0.5 µg/g
Lead	<LOQ	µg/g	0.5 µg/g
Mercury	<LOQ	µg/g	3.0 µg/g

RESIDUAL SOLVENTS	PER GRAM		REGULATORY ACTION LEVEL
Ethanol ^[1]	1687	µg/g	5,000 µg/g
Heptane	<LOQ	µg/g	5,000 µg/g

None of the other 18 residual solvents tested found above the limit of quantitation.

MICROBIAL	PASS/FAIL
Yeast & Mold	Pass
Total Aerobic Bacteria	Pass

PESTICIDES
None of the 66 pesticides tested found above the limit of detection.



LOQ: Limit of Quantitation

1. Ethanol is a food additive used in some of our ingredients. The FDA has labeled ethanol as Generally Recognized as Safe (GRAS). Many foods contain trace amounts of ethanol, including soy sauce, pasta sauces, fruits and juices, etc. Our products contain safe levels of ethanol and always below pertinent regulatory action levels.

SAMPLE DETAILS
SAMPLE NAME: CYCL-SLZ.D9.CR10.6PK-GH46(A)-2C

Infused, Liquid Edible

CULTIVATOR / MANUFACTURER
Business Name:
License Number:
Address:
DISTRIBUTOR / TESTED FOR
Business Name: Lazarus Naturals

License Number:
Address:

SAMPLE DETAIL
Batch Number: GH46(A)-2C

Sample ID: 250130P040

Date Collected: 01/30/2025

Date Received: 01/30/2025

Batch Size:
Sample Size: 1.0 units

Unit Mass:
Serving Size:


Scan QR code to verify authenticity of results.

CANNABINOID ANALYSIS - SUMMARY
Total THC: 0.0278 mg/mL

Total CBD: 0.0269 mg/mL

Sum of Cannabinoids: 0.0547 mg/mL

Total Cannabinoids: 0.0547 mg/mL

Total THC/CBD is calculated using the following formulas to take into

account the loss of a carboxyl group during the decarboxylation step:

 Total THC = Δ^9 -THC + (THCa (0.877))

Total CBD = CBD + (CBDa (0.877))

 Sum of Cannabinoids = Δ^9 -THC + THCa + CBD + CBDa + CBG + CBGa +



 THCV + THCVa + CBC + CBCa + CBDV + CBDVa + Δ^8 -THC + CBL + CBN

 Total Cannabinoids = (Δ^9 -THC+0.877*THCa) + (CBD+0.877*CBDa) +

(CBG+0.877*CBGa) + (THCV+0.877*THCVa) + (CBC+0.877*CBCa) +

 (CBDV+0.877*CBDVa) + Δ^8 -THC + CBL + CBN

Density: 1.0006 g/mL


SAFETY ANALYSIS - SUMMARY
Pesticides:  **PASS**
Residual Solvents:  **PASS**
Heavy Metals:  **PASS**
Microbiology (Plating): ND

For quality assurance purposes. Not a Regulatory Hemp Lab Test Report. These results relate only to the sample included on this report. This report shall not be reproduced, except in full, without written approval of the laboratory.

Sample Certification: California Code of Regulations Title 4 Division 19. Department of Cannabis Control Business and Professions Code. Reference: Sections 26100, 26104 and 26110, Business and Professions Code.

Decision Rule: Statements of conformity (e.g. Pass/Fail) to specifications are made in this report without taking measurement uncertainty into account. Where statements of conformity are made in this report, the following decision rules are applied: PASS - Results within limits/specifications, FAIL - Results exceed limits/specifications.

References: limit of detection (LOD), limit of quantification (LOQ), not detected (ND), not tested (NT), $\mu\text{g/g}$ = ppm, $\mu\text{g/kg}$ = ppb, too numerous to count >250 cfu/plate (TNTC), colony-forming unit (cfu)



 LQC verified by: Yasmin Kakkar
 Job Title: Senior Laboratory Analyst
 Date: 02/04/2025



 Approved by: Josh Wurzer
 Job Title: Chief Compliance Officer
 Date: 02/04/2025



Cannabinoid Analysis

Tested by high-performance liquid chromatography with diode-array detection (HPLC-DAD).

Method: QSP 1157 - Analysis of Cannabinoids by HPLC-DAD

TOTAL THC: 0.0278 mg/mL

Total THC (Δ^9 -THC+0.877*THCa)

TOTAL CBD: 0.0269 mg/mL

Total CBD (CBD+0.877*CBDa)

TOTAL CANNABINOIDS: 0.0547 mg/mL

Total Cannabinoids (Total THC) + (Total CBD) + (Total CBG) + (Total THCV) + (Total CBC) + (Total CBDV) + Δ^8 -THC + CBL + CBN

TOTAL CBG: ND

Total CBG (CBG+0.877*CBGa)

TOTAL THCV: ND

Total THCV (THCV+0.877*THCVa)

TOTAL CBC: ND

Total CBC (CBC+0.877*CBCa)

TOTAL CBDV: ND

Total CBDV (CBDV+0.877*CBDVa)

CANNABINOID TEST RESULTS - 02/03/2025

COMPOUND	LOD/LOQ (mg/mL)	MEASUREMENT UNCERTAINTY (mg/mL)	RESULT (mg/mL)	RESULT (%)
Δ^9 -THC	0.0001 / 0.0011	± 0.00153	0.0278	0.00278
CBD	0.0003 / 0.0008	± 0.00100	0.0269	0.00269
Δ^8 -THC	0.0006 / 0.0015	N/A	ND	ND
THCa	0.0001 / 0.0004	N/A	ND	ND
THCV	0.0002 / 0.0009	N/A	ND	ND
THCVa	0.0001 / 0.0014	N/A	ND	ND
CBDa	0.0001 / 0.0020	N/A	ND	ND
CBDV	0.0002 / 0.0009	N/A	ND	ND
CBDVa	0.0001 / 0.0014	N/A	ND	ND
CBG	0.0001 / 0.0005	N/A	ND	ND
CBGa	0.0001 / 0.0005	N/A	ND	ND
CBL	0.0002 / 0.0008	N/A	ND	ND
CBN	0.0001 / 0.0005	N/A	ND	ND
CBC	0.0003 / 0.0008	N/A	ND	ND
CBCa	0.0001 / 0.0011	N/A	ND	ND
SUM OF CANNABINOIDS			0.0547 mg/mL	0.00547%

DENSITY TEST RESULT

1.0006 g/mL
Tested 02/03/2025
Method: QSP 7870 - Sample Preparation

Pesticide Analysis

Pesticide and plant growth regulator analysis utilizing high-performance liquid chromatography-mass spectrometry (HPLC-MS) or gas chromatography-mass spectrometry (GC-MS).

*GC-MS utilized where indicated.

Method: QSP 1212 - Analysis of Pesticides and Mycotoxins by LC-MS or QSP 1213 - Analysis of Pesticides by GC-MS


PESTICIDE TEST RESULTS - 02/04/2025 ✔ PASS

COMPOUND	LOD/LOQ (μ g/g)	ACTION LIMIT (μ g/g)	MEASUREMENT UNCERTAINTY (μ g/g)	RESULT (μ g/g)	RESULT
Abamectin	0.03 / 0.10	0.3	N/A	ND	PASS
Acephate	0.02 / 0.07	5	N/A	ND	PASS
Acequinocyl	0.02 / 0.07	4	N/A	ND	PASS
Acetamiprid	0.02 / 0.05	5	N/A	ND	PASS
Aldicarb	0.03 / 0.08	$\geq LOD$	N/A	ND	PASS
Azoxystrobin	0.02 / 0.07	40	N/A	ND	PASS
Bifentazate	0.01 / 0.04	5	N/A	ND	PASS
Bifenthrin	0.02 / 0.05	0.5	N/A	ND	PASS
Boscalid	0.03 / 0.09	10	N/A	ND	PASS
Captan	0.19 / 0.57	5	N/A	ND	PASS

Continued on next page



Pesticide Analysis *Continued*

PESTICIDE TEST RESULTS - 02/04/2025 *continued*  **PASS**

COMPOUND	LOD/LOQ (µg/g)	ACTION LIMIT (µg/g)	MEASUREMENT UNCERTAINTY (µg/g)	RESULT (µg/g)	RESULT
Carbaryl	0.02 / 0.06	0.5	N/A	ND	PASS
Carbofuran	0.02 / 0.05	≥ LOD	N/A	ND	PASS
Chlorantraniliprole	0.04 / 0.12	40	N/A	ND	PASS
Chlordane*	0.03 / 0.08	≥ LOD	N/A	ND	PASS
Chlorfenapyr*	0.03 / 0.10	≥ LOD	N/A	ND	PASS
Chlorpyrifos	0.02 / 0.06	≥ LOD	N/A	ND	PASS
Clofentezine	0.03 / 0.09	0.5	N/A	ND	PASS
Coumaphos	0.02 / 0.07	≥ LOD	N/A	ND	PASS
Cyfluthrin	0.12 / 0.38	1	N/A	ND	PASS
Cypermethrin	0.11 / 0.32	1	N/A	ND	PASS
Daminozide	0.02 / 0.07	≥ LOD	N/A	ND	PASS
Diazinon	0.02 / 0.05	0.2	N/A	ND	PASS
Dichlorvos (DDVP)	0.03 / 0.09	≥ LOD	N/A	ND	PASS
Dimethoate	0.03 / 0.08	≥ LOD	N/A	ND	PASS
Dimethomorph	0.03 / 0.09	20	N/A	ND	PASS
Ethoprophos	0.03 / 0.10	≥ LOD	N/A	ND	PASS
Etofenprox	0.02 / 0.06	≥ LOD	N/A	ND	PASS
Etozazole	0.02 / 0.06	1.5	N/A	ND	PASS
Fenhexamid	0.03 / 0.09	10	N/A	ND	PASS
Fenoxycarb	0.03 / 0.08	≥ LOD	N/A	ND	PASS
Fenpyroximate	0.02 / 0.06	2	N/A	ND	PASS
Fipronil	0.03 / 0.08	≥ LOD	N/A	ND	PASS
Fonicamid	0.03 / 0.10	2	N/A	ND	PASS
Fludioxonil	0.03 / 0.10	30	N/A	ND	PASS
Hexythiazox	0.02 / 0.07	2	N/A	ND	PASS
Imazalil	0.02 / 0.06	≥ LOD	N/A	ND	PASS
Imidacloprid	0.04 / 0.11	3	N/A	ND	PASS
Kresoxim-methyl	0.02 / 0.07	1	N/A	ND	PASS
Malathion	0.03 / 0.09	5	N/A	ND	PASS
Metalaxyl	0.02 / 0.07	15	N/A	ND	PASS
Methiocarb	0.02 / 0.07	≥ LOD	N/A	ND	PASS
Methomyl	0.03 / 0.10	0.1	N/A	ND	PASS
Mevinphos	0.03 / 0.09	≥ LOD	N/A	ND	PASS
Myclobutanil	0.03 / 0.09	9	N/A	ND	PASS
Naled	0.02 / 0.07	0.5	N/A	ND	PASS
Oxamyl	0.04 / 0.11	0.2	N/A	ND	PASS
Paclobutrazol	0.02 / 0.05	≥ LOD	N/A	ND	PASS
Parathion-methyl	0.03 / 0.10	≥ LOD	N/A	ND	PASS
Pentachloronitrobenzene (Quintozene)*	0.03 / 0.09	0.2	N/A	ND	PASS
Permethrin	0.04 / 0.12	20	N/A	ND	PASS
Phosmet	0.03 / 0.10	0.2	N/A	ND	PASS

Continued on next page



Pesticide Analysis *Continued*

PESTICIDE TEST RESULTS - 02/04/2025 *continued* ✔ PASS

COMPOUND	LOD/LOQ (µg/g)	ACTION LIMIT (µg/g)	MEASUREMENT UNCERTAINTY (µg/g)	RESULT (µg/g)	RESULT
Piperonyl Butoxide	0.02 / 0.07	8	N/A	ND	PASS
Prallethrin	0.03 / 0.08	0.4	N/A	ND	PASS
Propiconazole	0.02 / 0.07	20	N/A	ND	PASS
Propoxur	0.03 / 0.09	≥ LOD	N/A	ND	PASS
Pyrethrins	0.04 / 0.12	1	N/A	ND	PASS
Pyridaben	0.02 / 0.07	3	N/A	ND	PASS
Spinetoram	0.02 / 0.07	3	N/A	ND	PASS
Spinosad	0.02 / 0.07	3	N/A	ND	PASS
Spiromesifen	0.02 / 0.05	12	N/A	ND	PASS
Spirotetramat	0.02 / 0.06	13	N/A	ND	PASS
Spiroxamine	0.03 / 0.08	≥ LOD	N/A	ND	PASS
Tebuconazole	0.02 / 0.07	2	N/A	ND	PASS
Thiacloprid	0.03 / 0.10	≥ LOD	N/A	ND	PASS
Thiamethoxam	0.03 / 0.10	4.5	N/A	ND	PASS
Trifloxystrobin	0.03 / 0.08	30	N/A	ND	PASS



Residual Solvents Analysis

RESIDUAL SOLVENTS TEST RESULTS - 02/02/2025 ✔ PASS

Residual Solvent analysis utilizing gas chromatography-mass spectrometry (GC-MS).

Method: QSP 1204 - Analysis of Residual Solvents by GC-MS

COMPOUND	LOD/LOQ (µg/g)	ACTION LIMIT (µg/g)	MEASUREMENT UNCERTAINTY (µg/g)	RESULT (µg/g)	RESULT
Propane	10 / 20	5000	N/A	ND	PASS
n-Butane	10 / 50	5000	N/A	ND	PASS
n-Pentane	20 / 50	5000	N/A	ND	PASS
n-Hexane	2 / 5	290	N/A	ND	PASS
n-Heptane	20 / 60	5000	N/A	ND	PASS
Benzene	0.03 / 0.09	1	N/A	ND	PASS
Toluene	7 / 21	890	N/A	ND	PASS
Total Xylenes	50 / 160	2170	N/A	ND	PASS
Methanol	50 / 200	3000	N/A	ND	PASS
Ethanol	20 / 50	5000	±48.8	1687	PASS
2-Propanol (Isopropyl Alcohol)	10 / 40	5000	N/A	ND	PASS
Acetone	20 / 50	5000	N/A	ND	PASS
Ethyl Ether	20 / 50	5000	N/A	ND	PASS
Ethylene Oxide	0.3 / 0.8	1	N/A	ND	PASS
Ethyl Acetate	20 / 60	5000	N/A	ND	PASS
Chloroform	0.1 / 0.2	1	N/A	ND	PASS
Dichloromethane (Methylene Chloride)	0.3 / 0.9	1	N/A	ND	PASS
Trichloroethylene	0.1 / 0.3	1	N/A	ND	PASS
1,2-Dichloroethane	0.05 / 0.1	1	N/A	ND	PASS
Acetonitrile	2 / 7	410	N/A	ND	PASS



Heavy Metals Analysis

Heavy metal analysis utilizing inductively coupled plasma-mass spectrometry (ICP-MS).

Method: QSP 1160 - Analysis of Heavy Metals by ICP-MS

HEAVY METALS TEST RESULTS - 02/02/2025 PASS

COMPOUND	LOD/LOQ (µg/g)	ACTION LIMIT (µg/g)	MEASUREMENT UNCERTAINTY (µg/g)	RESULT (µg/g)	RESULT
Arsenic	0.02 / 0.1	1.5	N/A	ND	PASS
Cadmium	0.02 / 0.05	0.5	N/A	ND	PASS
Lead	0.04 / 0.1	0.5	N/A	ND	PASS
Mercury	0.002 / 0.01	3	N/A	ND	PASS

Microbiology Analysis

PLATING

Analysis conducted by 3M™ Petrifilm™ and plate counts of microbiological contaminants.

Method: QSP 6794 - Plating with 3M™ Petrifilm™

MICROBIOLOGY TEST RESULTS (PLATING) - 02/03/2025 ND

COMPOUND	RESULT (cfu/g)
Total Aerobic Bacteria	ND
Total Yeast and Mold	ND